moda

Sampler Block Shuffle

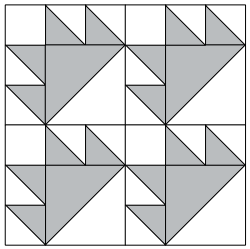

6" x 6" finished

Cutting

Print

4-2½" squares
8-2" squares

Background

4-2½" squares
8-2" squares
4-1½" squares

- Easy Corner Triangle

Draw a diagonal line from corner to corner on the wrong side of 8-2" background squares. Layer a marked square right sides together on a 2" print square. Sew ¼" from the diagonal line. Cut on the diagonal line. Press open to make 2 triangle-squares. Trim to 1½". Make 16 total.

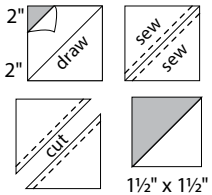

1½" x 1½"
unfinished
Make 16.

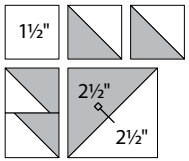

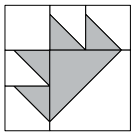

Make 4

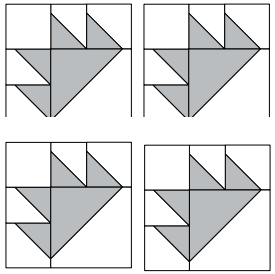

Color Option

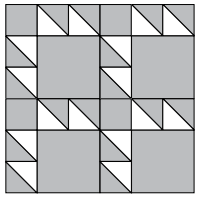

20

a Quilting life

To learn more, visit: aquiltinglife.com

moda
MODAFABRICS.COM
#showmethemoda

moda

Sampler Block Shuffle

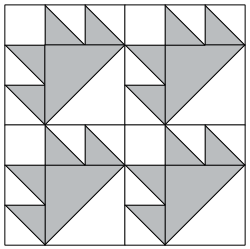

6" x 6" finished

Cutting

Print

4-2½" squares
8-2" squares

Background

4-2½" squares
8-2" squares
4-1½" squares

- Easy Corner Triangle

Draw a diagonal line from corner to corner on the wrong side of 8-2" background squares. Layer a marked square right sides together on a 2" print square. Sew ¼" from the diagonal line. Cut on the diagonal line. Press open to make 2 triangle-squares. Trim to 1½". Make 16 total.

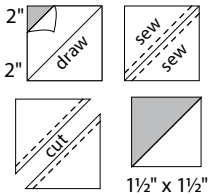

1½" x 1½"
unfinished
Make 16.

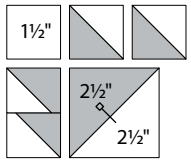

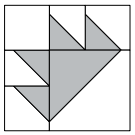

Make 4

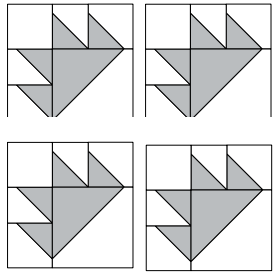

Color Option

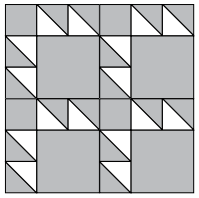

20

a Quilting life

To learn more, visit: aquiltinglife.com

moda
MODAFABRICS.COM
#showmethemoda